



సుపరిపాలనలో తొలి అడుగు

ఆకాంక్షల నుండి అభివృద్ధి దిశగా

Sri Nara Chandrababu Naidu

Hon'ble Chief Minister of Andhra Pradesh

June 2024 - June 2025

Misgovernance -----> A Historic Mandate

People's verdict against misgovernance

- **June 4, 2024:** An unprecedented result in the country
- **94% strike rate** - Unprecedented mandate from people
- Mandate reflects the people's hope on NDA alliance
- **Super Six and Election Manifesto** played a key role in the people's verdict

Misgovernance during previous regime

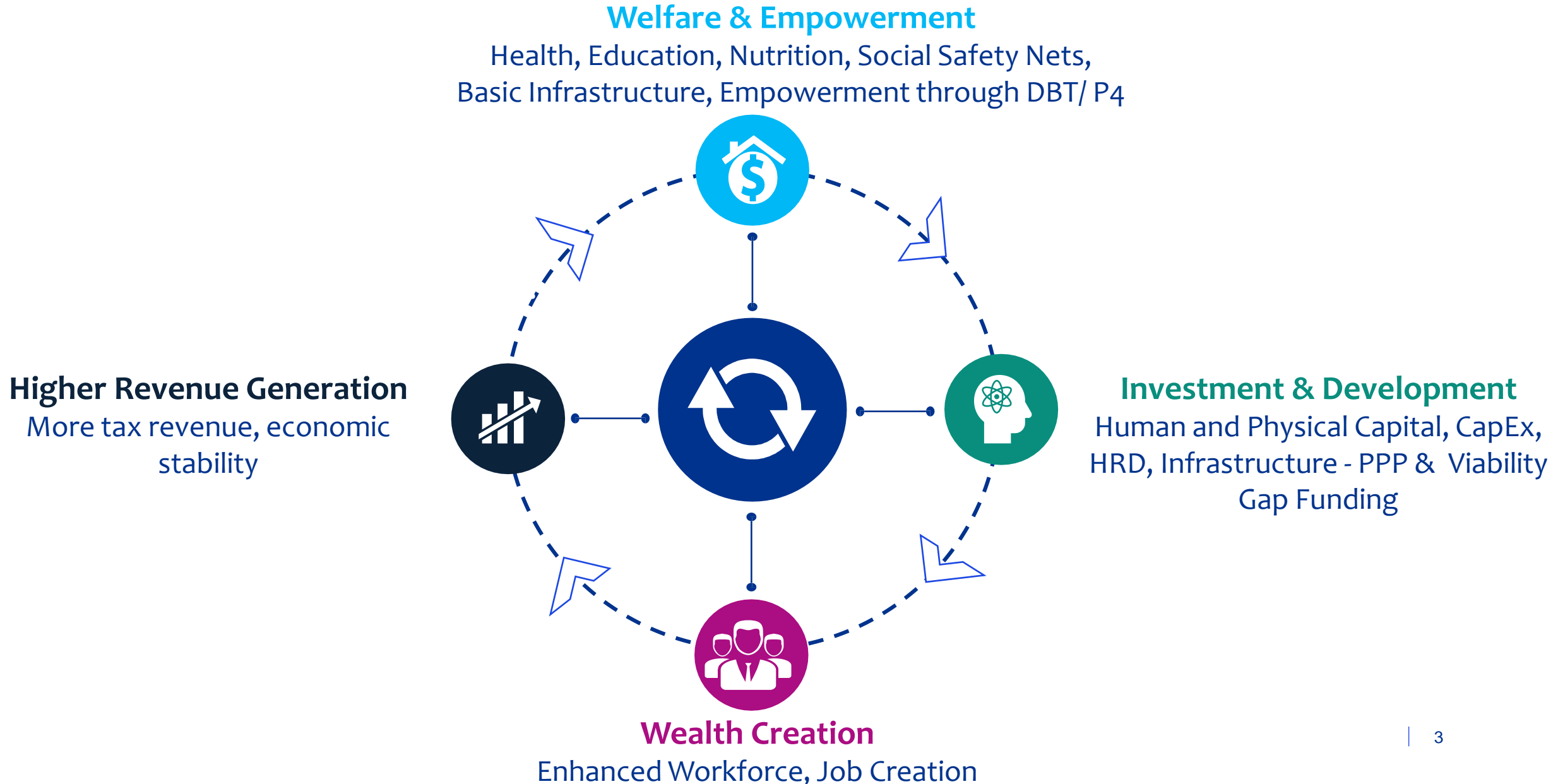
- Broken Investors Confidence due to reverse policies
- Lack of employment to youth; Derailed Law & Order
- Irrational three capital model; Destroyed Amaravati
- Mismanagement of Polavaram project
- Derailed governance; Politics of Intimidation
- Lack of long-term visionary planning for state

2019 -2024 Fiscal Mismanagement

- NITI Aayog report - **Alarming fiscal deficits** and off-budget borrowings
- 2022-23 **scored zero on debt sustainability**, state could neither raise nor repay loans - debt trap - vicious cycle
- Misutilization/Diversion of GoI Funds
- Lowest tax-to-GSDP ratio; Loss of Service Sector
- Narrower revenue base
- Created a burden of **10 Lakh Cr debt**
- **All institutes are defunct and destroyed**
- Rs. 9,750 Cr lost in mineral revenue

This mandate was driven by the promise of moving from destruction to reconstruction and rebuilding

Virtuous Cycle of Welfare, Development & Empowerment



Foundational Reforms & First Actions

Where it began: First 4 Signatures

Mega DSC Notification: Issued notification to recruit 16,347 teachers

Repeal of AP Land Titling Act: repealed - Addressed the concerns of citizens

Increase in Social Security Pensions – For senior citizens, widows, persons with disabilities(PWD), and chronic illness

Revived 203 Anna Canteens: Over **4 crore meals** served at ₹5, supporting low-income families

Support from Government of India

Revival of **Vizag Steel Plant** through central package of **Rs 11,400 Crores**

Support to people's Capital **Amaravathi** through an aid of **Rs. 15,000 Crores**

Release of **Rs. 12,500 crores** to lifeline of AP – **Polavaram project**

Allocation of **Rs.5000 crores** towards **Orvakal and Kopparthi** Industrial Nodes

Sanctioned long awaited **Vizag Railway Zone**

Delivering Now, Building the Future – Swarna Andhra @2047

Welfare

Scrapping AP Land Titling act

90% subsidy on drip irrigation

Talliki Vandanam

Power subsidy to Aqua Farmers

Free Bus to Women

Free Solar Roof Tops for 20 Lakh SC/STs

10% reservation in liquor shops for toddy tappers

Adarana 3 - BC & SC welfare

Deepam 2.0

500 units free electricity for Powerlooms

AnnaData Sukhibhava

200 units free electricity for Handlooms

Matsyakhara Bharosa

NTR Barosa

Anna Canteens

Development

Amaravati 2.0

Polavaram

Vizag Steel Plant, Railway zone

Bhogapuram Airport

Handri - Neeva

Industry Status for Tourism Sector

Orvakal and Kopparthy Industrial Parks

Pothole free roads

Ratan Tata Innovation Hub

One Industrial Park per Assembly Constituency

Ashok Leyland - Mallavalli

One Family One Entrepreneur Mission

Growth rate 12.02% Target 15%

Metros @ Vijayawada & Visakhapatnam

Governance & Service Delivery

Reviving 82/95 CSS schemes

Liquor, Sand policy

Population Management policy

WhatsApp Governance

Mega DSC

From Ease of Doing to Speed of Doing Business

Padi Sutralu

31 Industry policies

EAGLE, Shakti Teams

Economic Revival & Investment Momentum

Fiscal Measures, Growth, and New Policies

Restoring Confidence: For Every Citizen and for Every Investor

Transparency Through 7 White Papers

Unveiled the **institutional & financial damage** during 2019 -24

1. Polavaram
2. AP CRDA
3. Energy
4. Land, Mines, Minerals & Forest
5. Prohibition & Excise
6. Law & Order
7. Finance

Resetting Governance – Systematic Cleanup

- Several policies launched for **transparent, accountable, and people-centric governance**

Interim Budget – Laying the Foundation

Prudent fiscal planning to stabilize the economy post-transition

Focus on essential services, welfare continuity, and infrastructure push

Fiscal discipline while protecting social sector spending

Cleared pending liabilities – ₹24,811 Cr

Released Finance Commission grants - ₹ 3,449 Cr

Long pending dues for Employees - ₹ 10,925 Cr

Work bills (Irrigation, Road, etc.) – ₹14,816 Cr

Centrally Sponsored Schemes – ₹14,479 Cr

Rebuilding with purpose. Reforming with Resolve

Despite hardships we are committed to our promises

Issues → Key Reforms

2019-2024

Law & Order derailed - A Threat to Society

- Ganja spread, youth and students were vulnerable
- Drug abuse, Surge in crimes against women



Crooked Liquor Policy

- State-controlled liquor sale model - no transparent policy
- Low grade liquor - impacted Health severely



Sand - High Price and Unavailability

- Sand Mafia thrived by creating frequent artificial scarcity
- Common people impacted by shortages and high prices



Roads in Neglect

- Poor maintenance caused widespread potholes
- Citizens faced accidents, delays, and vehicle damage.



2024 Onwards

Systematic Crackdown

- Zero tolerance approach for drugs, women crimes
- Law Enforced - EAGLE formed, 164 Shakti Teams deployed

Transparent and Accountable Policy

- Retail Private licenses - Transparent auction system
- Strict Quality control: BIS/FSSAI-compliant

Free and Easy Access

- Free Sand Policy launched (July 2024)
- Online booking system; Strict penalties for illegal mining

The Turnaround

- Statewide pothole repair drive launched
- 4,765 km of State Highways and 14,710 km of MDRs made pothole-free

Revival of People's Capital - Amaravati

2019-2024: Period of Neglect

- Amaravati 29,000 farmers contributed 33000 acres land - Neglected
- Farmers protested for over 1,600 days
- Due to lack of maintenance – Damaged Infrastructure

2024 Onwards: Rapid Development

- Amaravati as Andhra Pradesh's capital
- **Self Financing project – One of the proof-of-concept for P4 - Model**
- **Global partners:** World Bank, ADB, and KfW join hands with GoAP.
- PM lays foundation for projects worth ₹58,000 crore.
- Major infrastructure works in full swing; completion expected in 3 years.
- **Vision:** 3.5 million population, \$35B GDP, and 1.5 million jobs by 2050
- Quantum Valley at Amaravati
- Aim to make Amaravati as “Global Knowledge Hub”



Polavaram – The lifeline of Andhra Pradesh

Why it is important and called as lifeline

- **Irrigation potential:** 7.2 Lakh Ha
Drinking Water: 28.5 TMC
- **Hydropower:** 960 MW of clean energy; **Floods protection**
- **Interlinking of Rivers:** Interlinking of Godavari-Krishna - Penna

2019-2024: Legacy of Neglect

- Polavaram became a symbol for delay and mismanagement. No concrete progress during last 5 years
- Lost Opportunity of potential wealth of **Rs. 2 lakh crore.**

2024 Onwards: Revival and Building Momentum

- Government of India has allocated Rs. 5936 crores for Polavaram project for FY 2025-26.
- Frequent On-site inspection and reviews
- Target **completion – June/December 2027**



Agriculture and Farmers Welfare

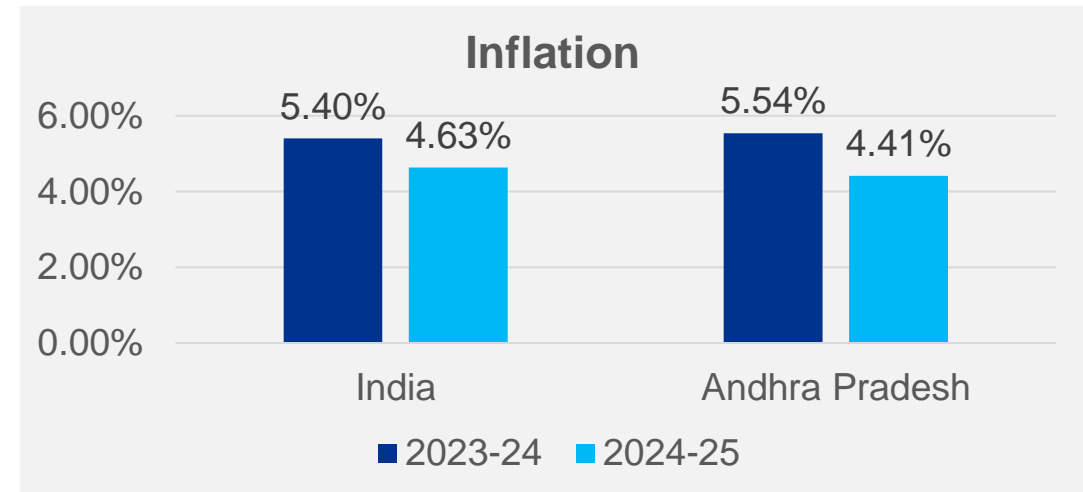
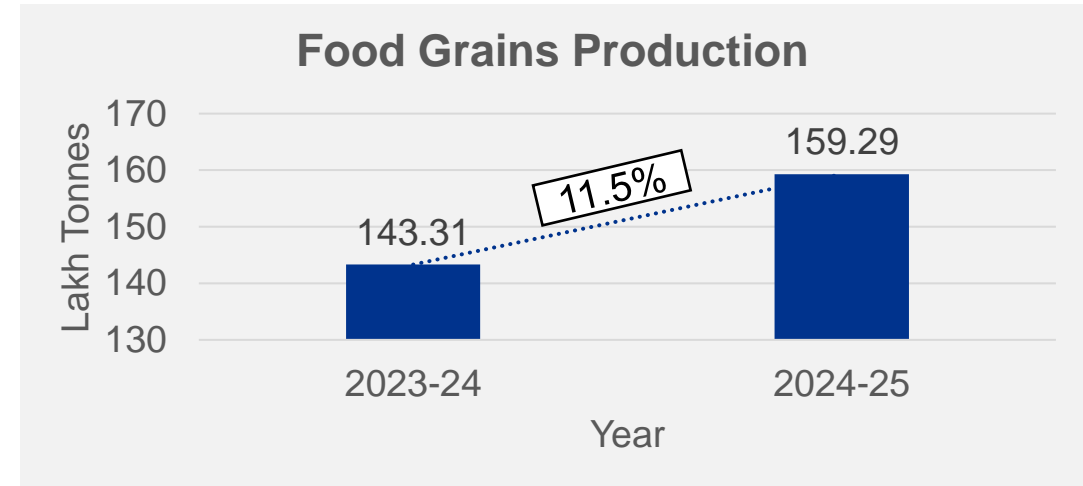
2019-2024: Sector in decline

- Delayed or denied micro-irrigation subsidies
- Unpaid procurement bills caused farmer distress
- Delayed incentives - eroded trust

2024 Onwards: Global Agri Powerhouse

- Cleared ₹1,852 crore dues - left by the previous government
- **Paddy procured** 55.57 lakh metric tons; **Market intervention – Coco, Tobacco, Mango, Mirchi, etc**
- Paid ₹13,584 crore to 8.5 lakh farmers - Rebuilt trust
- ₹2 lakh subsidy for dairy farmers – Gokul sheds
- **₹3,800 crore** spent in 1 year on **Handri-Neeva canal expansion**
- Launched Food Processing Policy (2024–29)
- Revolutionary vision for **Horticulture** – Rayalaseema as rank 1 or 2
- **Aquaculture – Coastal Andhra as a Hub**
 - **Power Subsidy to aqua farmers**
 - 16% growth rate in 2024–25, top producer in India

Productivity Enhancement



In 2024–25, Andhra Pradesh saw an **11.15% rise in food grain production** and a **drop in inflation to 4.41%**, reflecting strong agricultural growth and effective price management

HR - Public Health

Human Resource Development

2019-2024: Legacy Challenges

- Teacher shortage, Dropout rates increased
- Relevance to modern job markets

2024 Onwards: Strategic Priority

- KG to PG Syllabus Review
- **Repeal of G.O.Ms No 117**
- Mega DSC to recruit 16,347 teachers
- Thalliki Vandanam to provide financial assistance to each student from Class 1 to Class 12
- **Shining stars program** to felicitate toppers in 10th standard for outstanding performance
- Organizing **Mega Parent Teachers Meet** (44,956 schools)

Public Health

2019-2024: Past Neglect

- No structured investment in preventive care
- Huge amount of bills pending at hospitals

2024 Onwards: Tech enabled Healthcare

- Establishment of Center of Excellence for Health Innovation and Diagnostics
- Collaboration with Bill & Melinda Gates Foundation
- Launch of **Digital Health Nerve Centre** – Pilot in Kuppam
- **Mega Global Medi City** at Amaravati
- One Super specialty Hospital Per Constituency
- **Conducted Yogandhra** – International Yoga Day on June 21st

Empowering the Vulnerable through Welfare

NTR Bharosa: India's highest pension, delivered monthly to 63.36 lakh people — ₹ 32,520 crore annually

Pensions Increased: Senior Citizens ₹3,000 → ₹4,000, Differently Abled ₹3,000 → ₹6,000,
Chronic Illness ₹5,000 → ₹10,000, Paralysis & Accidents ₹5,000 → ₹15,000

Deepam 2.0 (3 LPG free cylinder per year to all eligible households)

- ₹2,601 Cr allocated (FY 2025–26); showing commitment to the vulnerable
- Cuts fuel costs, protects women's health

Matsyakara Bharosa (Rs. 20,000 to Fisherman)

- Rs. 259 crores was distributed to all sea going fisherman to provide relief during the ban period
- Removing **Tax on garbage** and clearing 83 lakh tons of trash

Thalli ki Vandanam (12th June); Anna Datha Sukhibhava (Along with Centre);
Free bus to women (15th Aug)

Several other initiatives are being undertaken for students, women, marginalized communities, etc.

Zero Poverty P4 – The Foundational Step Towards Swarna Andhra

P4 Model – Public-Private-People Partnership

An ambitious & inclusive model to eradicate poverty by 2029 through Public Policies



Top 10% - High Net worth Individuals (HNI's) (Margadarsis) to handhold



Bottom 20% (Bangaru Kutumbams)

as



Social Responsibility

Also, Government Programs will continue to reduce inequalities and target better living standards for everybody

Structured support driven by the ecosystem
For families to achieve financial independence



Productivity enhancement



Progressive agriculture



Entrepreneurship & employment



Tech enablement



Skilling & education



Community infra enhancement

Adoption Statistics

As on 23rd June 2025



Number of Bangaru Kutumbams Adopted

87,226



Margadarsis Logged in on the Platform

7,867



Margadarsis Logged In and Adopted Bangaru Kutumbams

6,031



Mobilization of Margadarsis from WhatsApp

14,569

Investments, Employment and Exports

9.34 Lakh Cr

Investments Attracted
(11 months)

8.5 Lakh

Employment Opportunities

Marquee Investments



₹ 1,87,000 Cr



₹ 22,000 Cr



₹ 2,700 Cr



₹ 96,862 Cr



₹ 5,372 Cr



₹ 2,700 Cr



₹ 65,000 Cr



₹ 5000 Cr



₹ 1,430 Cr



₹ 61,000 Cr



₹ 1,450 Cr



₹ 170 Cr

...and many more

Key Highlights- Investor Friendly Ecosystem - Importance to Employment Opportunities rather than Investment Size

Rebound in Exports

- **New govt drives export rebound:** 5.16% growth in 2024–25 after a brief dip
- **AP's export share up:** From 4.52% to 4.75% of India's total exports despite sluggish national export growth
- **Stronger performance despite national slowdown—AP gains market share**

Swarna Andhra @2047

Aligning with Viksit Bharat

Swarna Andhra @2047 Aspirations

Among the First to Embrace Viksit Bharat – Swarna Andhra Vision for a Wealthy, Healthy, and Happy State

Demographic Profile

~5.8 Cr. population
(~5.3 Cr. currently)

~85 years
Life expectancy
(~70.6 years currently)

~60%
Urbanised population
(~36% currently)

Social Profile

100% Literacy rate
(~72% currently)

>80%
Female Labour Force
Participation Rate (FLFPR)
(~45.8% currently)

<2%
Unemployment rate
(~4.1% currently)

Economic Profile

>INR 308 Lakh Crore
(\$2.4 Tn) GSDP (nominal)
(~14.22 Lakh Crore 2023-24)

>INR 55 Lakhs (\$42,000)
Per capita GSDP
(~2.66 Lakhs 2023-24)

>INR 39.12 Lakh Crore
(\$450 Bn)
Exports
(~1.68 Lakh Crores (\$19.3 Bn) currently)

Executed ₹2.94 L Cr (2024–25) & ₹3.22 L Cr (2025–26) budgets aligned with Swarna Andhra Vision

Note: GSDP: Gross State Domestic Product

Padi Sutralu – Guiding Principles to achieve Swarna Andhra @2047



Zero Poverty



Population
Management & Human
Resource Development



Skilling & Employment



Water Security



Farmer – Agri Tech



Global-Best Logistics



Cost Optimization –
Energy & Fuel



Product Perfection



Swachh Andhra



Deep Tech –
all walks of life

Government's commitment to every family and community

Family-
level

House Site

Clean water

Sanitation
facilities

Digital
connectivity

Housing for all

LPG connection

Electricity & solar
roof

Community-
level

Road
connectivity

Street lighting

Social Infra

Drainage network

Waste to wealth

People as Capital - Family Empowerment

FBMS: Family Benefit Management System

Individual Security to Family Guarantee



FBMS: Family Benefit Management System

Integrate all benefits at family level



Mapping current benefit reach to identify service gaps and overlaps



Eligibility rationalization through life-event analytics and family vulnerability indexing



Transitioning from sustenance-based aid to empowerment-driven support

Population Management Policy

Global studies suggest that India's TFR is decreasing

- By 2100 – Projected TFR fall to 0.5 to 1.69*.
- AP Projected TFR 1.54**, below the replacement level of 2.1
- Indi's TFR has also fallen to 1.9 **

Global Models (Japan, S. Korea, France, Vietnam)

Support families & elderly via aid, tax breaks, housing, flexible work, and legal protections.

Andhra Pradesh is **one of the first states** to initiate the concept of **Population Management Policy** to maintain the demographic balance in near future and post 2047.

**Public consultation is underway —
your voice matters in shaping policy.
Join in and share your feedback!**



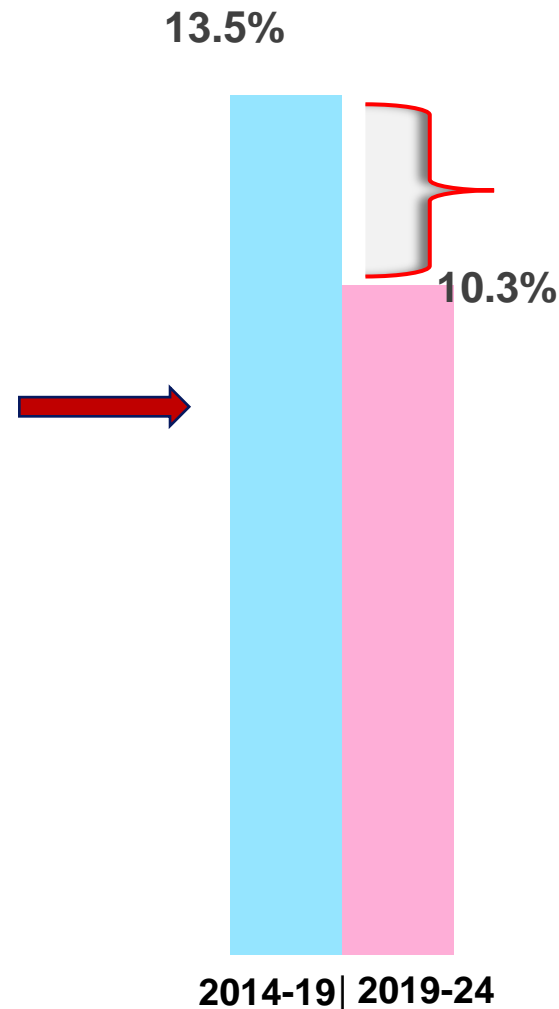
Roadmap Ahead:

2025 and Beyond

Comparison with All India at Current Prices

Year	Andhra Pradesh		India	
	GSDP (Rs. Lakh Crore)	% Growth	GDP (Rs. Lakh Crore)	% Growth
2014-15	5.25	13.07	124.7	11.0
2015-16	6.04	15.1	137.7	10.5
2016-17	6.84	13.27	153.9	11.8
2017-18	7.86	14.86	170.9	11.0
2018-19	8.74	11.14	189.0	10.6
Average		13.49		10.9
2019-20	9.26	5.97	201.0	6.4
2020-21	9.79	5.7	198.5	-1.2
2021-22	11.32	15.64	235.9	18.9
2022-23	13.09	15.71	268.9	14.0
2023-24	14.22	8.6	301.23	12.0
Average		10.32		10.0
2024-25	15.93	12.02	330.68	9.8

Decline in growth of GSDP



- The State **lost Rs 7 lakh crore** because of reduced growth rate
- Had the growth rate of 13.5% continued State would have got additional revenue of **Rs.76,195 crore**

Higher Growth leading to better Living Standards

Projections Scenarios of Economic growth for 2047 - 48

Nominal Growth % (Year-on-Year increase)*	GSDP (in lakh cr)**	Quantum Jump (no. of times GSDP increases)^	Per Capita Income (in rs)^^
7.50%	84	5x	14 lakh
10.32%	152	9x	25 lakh
12.50%	239	15x	40 lakh
13.49%	292	18x	49 lakh
15%	396	25x	66 lakh

*Hypothetical projected values if year-on-year Nominal Growth happens at a particular %.

**Andhra Pradesh GSDP in 2024-25 (SAE) is 15.93 lakh crore, which is considered as base year.

^Quantum Jump is calculated with 2024-25 (SAE) base year.

^^Per Capita Income is projected with year-on-year increase at a particular %.

If year-on-year growth rate **doubles from 7.5% to 15%**, GSDP and Per Capita Income would have **more than four-fold increase by 4.7 times**

One year results - Broad Sector GVA/GSDP/Per Capita Income at Current Prices

(Rs. in Crores)

Sl. No	Broad Sector	2023-24 FRE	Gr. (%)	2024-25 SAE	Gr. (%)	Target GVA in crores	
						2025-26	Gr. (%)
1	Agriculture	448,382	3.49	517,482	15.41	602,728	16.47
2	Industry	319,869	7.42	340,387	6.41	399,358	17.32
3	Service	547,338	10.31	612,045	11.82	710,714	16.12
	GVA	1,315,589	7.20	1,469,914	11.73	1,712,800	16.52
	GSDP	1,422,094	8.60	1,593,062	12.02	1,865,704	17.11
	Per Capita Income (PCI)	237,951	8.20	266,240	11.89	311,004	16.81

Achieving GSDP Growth rate 12.02% rate in first year

Agriculture Sector rebounds with 15.41 % Growth

Targeting INR 18.65 Lakh Crores GSDP in 2025-26 – 17.11% Growth ahead

Economic Growth Projections till 2047-48

(Rs. in Crore)

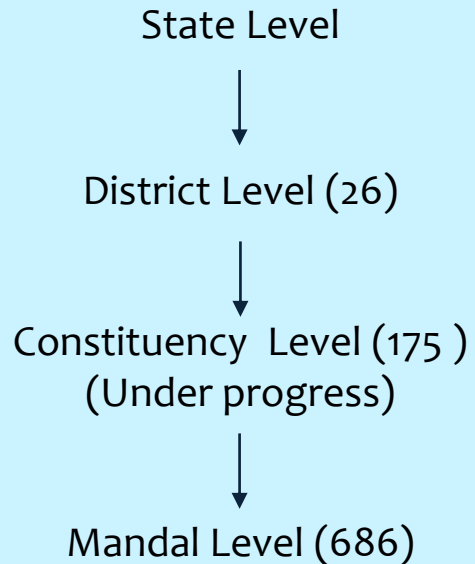
Sector	2023-24 (FRE)	2024-25 (SAE)	2025-26 Target	2026-27 (P)	2027-28 (P)	2028-29 (P)	2033-34 (P)	2038-39 (P)	2043-44 (P)	2047-48 (P)
Agriculture & Allied	4,48,382	517,482	602,728	686,569	782,214	891,331	1,514,679	2,503,594	3,899,825	5,256,052
Industry	3,19,869	340,387	399,358	465,526	542,709	632,748	1,249,584	2,397,631	4,576,390	7,400,083
Service	5,47,338	612,045	710,714	838,906	990,459	1,169,728	2,503,731	5,054,732	9,603,847	15,588,891
GSDP at Current prices	14,22,094	1,593,062	1,865,704	2,167,606	2,519,359	2,929,402	5,721,610	10,810,372	19,654,265	30,811,722
Gr. (%)	8.60	12.02	17.11	16.18	16.23	16.28	14.41	13.65	12.78	11.97
Per Capita GSDP (In Rs.)	2,66,995	298,058	347,871	403,178	467,795	542,985	1,055,356	1,978,943	3,533,732	5,460,748

Note : upto 2036 Population Projections For India And States 2011 - 2036 , Report of the Technical Group on Population Projections.
From 2037 onwards Planning Department projections scenario 1.

P- Projections

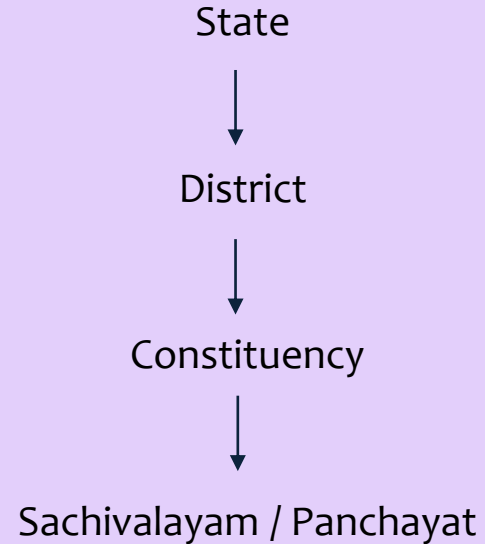
Macro - Micro Vision Planning & Implementation - KPI Monitoring

Macro to Micro Vision



Completed

Vision Action Plan Units



Launched on
9th June

Sectoral Planning

- Thematic Vision Plans (9 Themes)
- Sectoral Vision Plans (10 Sectors)

Currently in
Progress

Real-Time Monitoring – (KPIs)

- KPIs for Vision and Growth goals
- 523 KPIs identified
- Digital Dashboard

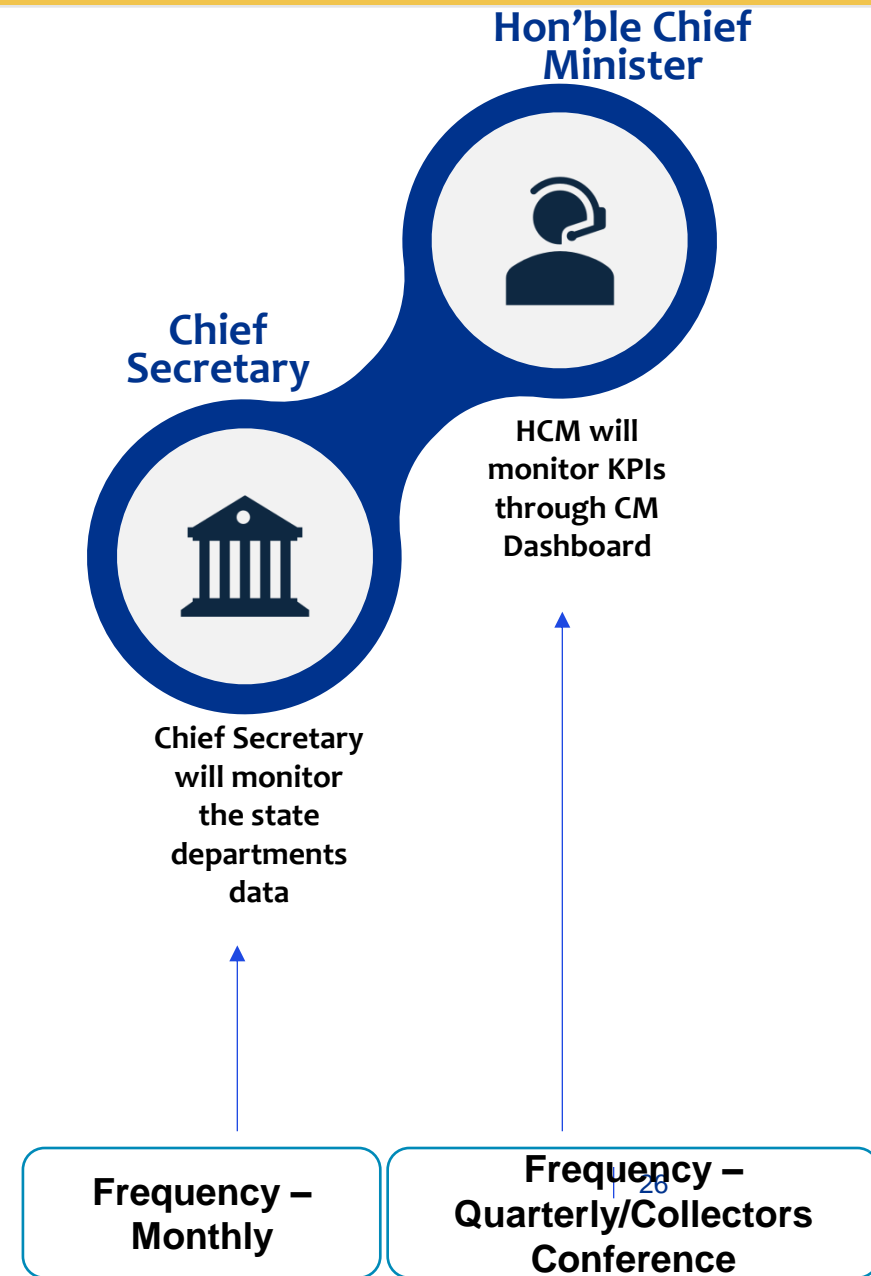
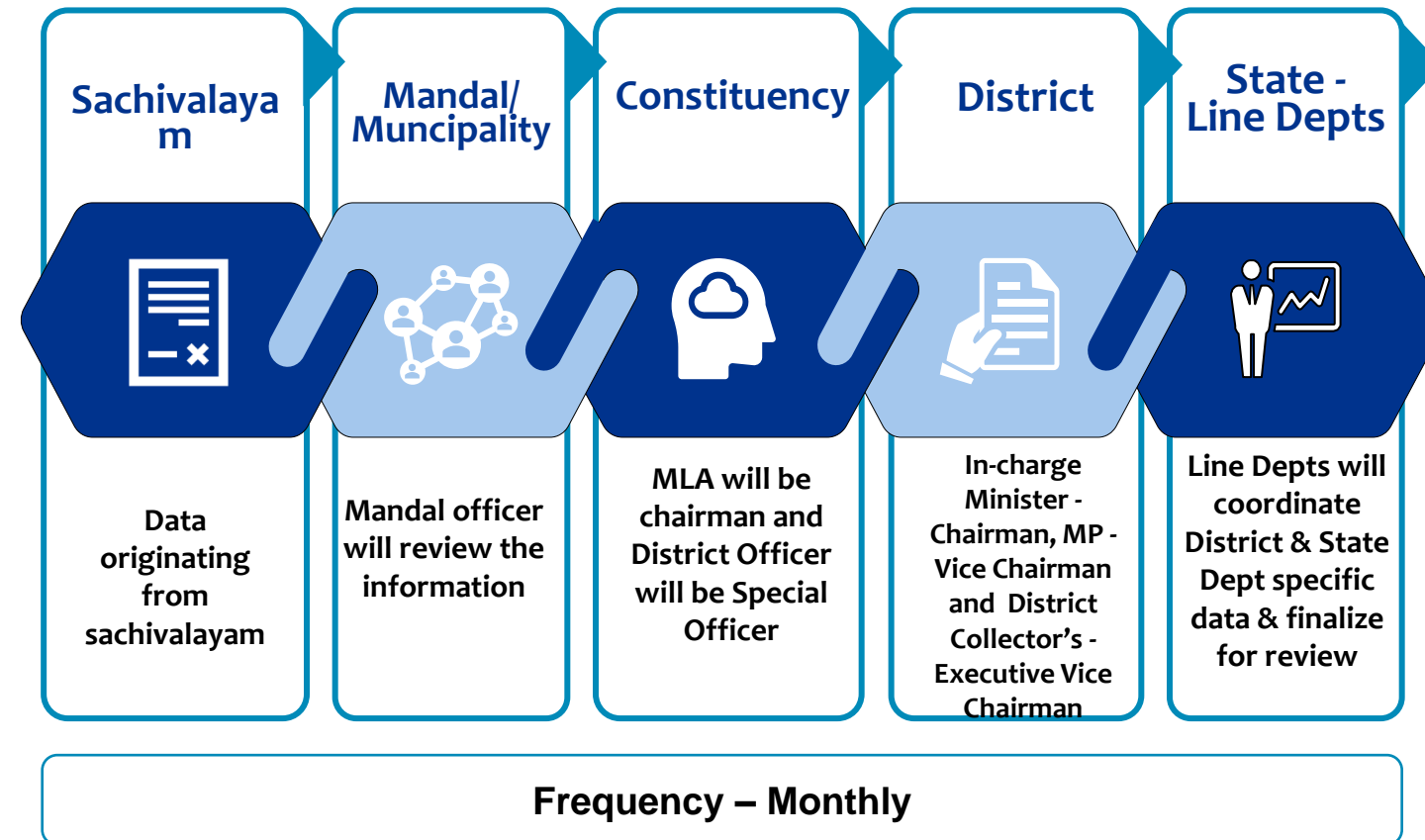
Currently in
Progress

Swarna Andhra Outcome Monitoring Framework

Performance indicators (KPIs) to be captured for

- State departments
- Primary, secondary & tertiary sectors (including SDG indicators)
- To be operational from July 1st, 2025

Information Flow Mechanism



**Empowered by Technology, Growth Driven by
Vision:**

It is Possible

Driving the Growth - Key Economic Drivers



Strategic Hubs– Economic drivers

- 3 Strategic regions in AP
 - **Visakhapatnam Economic Region (VER)**
8 districts as Economic growth hub
 - **Amaravati Capital region Hub** as Knowledge economy, Innovation Hub , Quantum Valley
 - **Rayalaseema Hub** (8 districts) as Strategic defense, Steel Hub, VCIC, HBIC, CBIC Industrial corridors
- Planned Development of Tier 2&3 Cities
- 12/13 Airports
- Roads - National highways



Green Energy- Rayalseema as Powerhouse

- Solar, Wind, EVs, Green Hydrogen, Green Ammonia, Pumped Storage



Coastal Powerhouse

- 3RD Longest coastline
- **Blue Economy** – Ports, Marine & Minerals
- Promotion of **Global Tourism**



Service Hub for Global Community

- Flexible working – Blue & White Collared Jobs
- Serving Physically & Virtually



Agri-Tech

- Natural Farming -- Agro processing
- Global Agri Powerhouse – Value Addition



Circular Economy

- Waste to Wealth, Swachh Andhra

Digital Transformation & Smart Governance



Secured **Historical Data** available in Cloud



Leveraging **AI and Quantum Computing**



Integrating **Real Time Data** - Satellites, CCTVs, Drones, Wearables, IoT, Sensors



Using 42 parameters and Providing **Right Time - Right Solution** to the last mile



Based on Aadhar Authentication - Family Integration, Geo-Tagged Households



Integration of Central and State Government Programs

Strategic Initiatives



Quantum Valley at Amaravati



AI University at Amaravati



MedTech Zone in Vishakhapatnam



Drone City at Orvakal – Kurnool

Reforms in Action



WhatsApp Governance – Government at Fingertips

- As on today 503 services now accessible via WhatsApp
- By 15th August all 703 services will be online
- First of its kind mobile first governance model in India



eCabinet – Paperless Governance

- 25 digital cabinet meetings held successfully till May 2025
- Ecabinet system relaunched in August 2024

Leveraging technology to achieve 15% growth rate

Yogandhra – International Yoga Day: It is Possible

Strategic Planning, Smart Tech, United Effort for healthy lives

- **Massive Coordination:** Ministers, officials, trainers, volunteers, and citizens collaborated seamlessly over a month.
- **Impeccable Planning:** Managed 3.19 lakh participants across 26 km with precise execution.
- **Ground-Level Reach:** 1 lakh locations across the state
- **Unified Participation:** 1.44 lakh trainers, 22,000+ tribal students, and millions of citizens showcased collective willpower.
- **Mass Yoga Certification:** 1.05 crore participants received yoga certificates



21 World Book of Records - 2 Guinness World Records

World's Largest Yoga Gathering:

Over 3.03 lakh people performed yoga, setting a global record

Longest Surya Namaskar:

22,122 tribal students performed a 108-minute Surya Namaskar



Zero incidents - Perfect execution — a result of effective collaboration, strategic planning, and smart use of technology

Call to Action – Together for Swarna Andhra

A Collective Mission – Now is the time



Bureaucrats – Lead with integrity and innovation

Public Representatives – Lead by example through Public polices

Government Employees – Deliver services efficiently

Citizens & Private Ltd – Participate and co-create wealth

Positive Public Perception Survey: Feedback - Currently 24 services integrated via IVRS, digital & QR
— Public input will drive corrective actions for better citizen services

Together to become Wealthy, Healthy and Happy Andhra Pradesh

Thank You